

Safely Back to School App Directions

You will need to have your CB Email Address and Password ready. Your school email looks like this:

username@cbhs-sacramento.org

Download these two apps to your smart phone

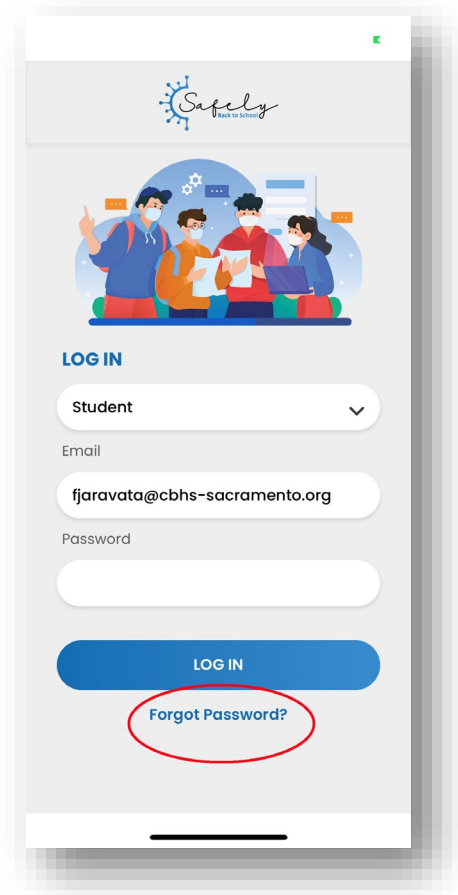
[Microsoft Outlook App Store link](#) (if you haven't already done so)

[Safely Back To School App](#)

1. Open the **Safely Back to School App**. Select the Student option and carefully type in your school email but not your password yet

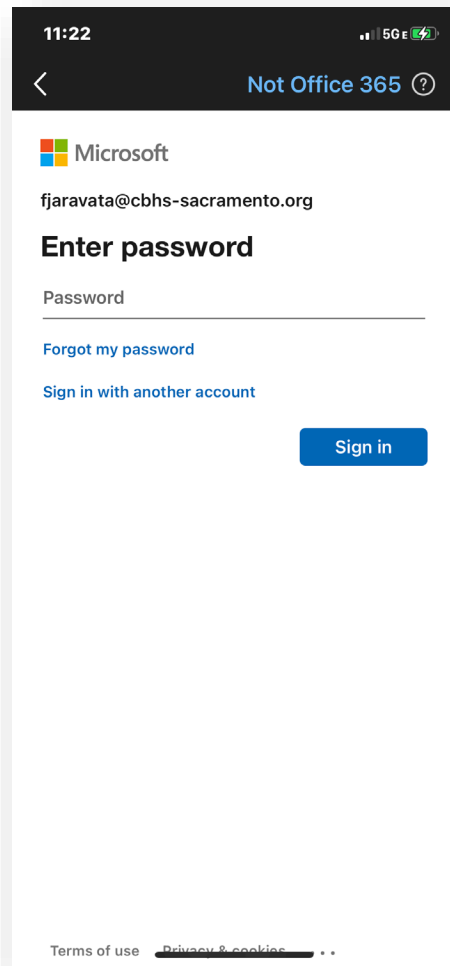
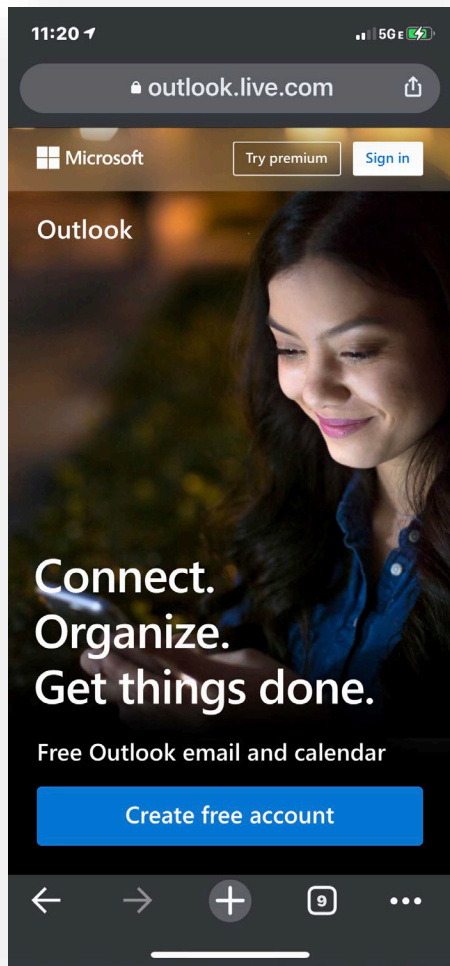


2. You will need to **select the FORGOT PASSWORD option** to get a RESET pin code. It will be sent to your CBHS email address.

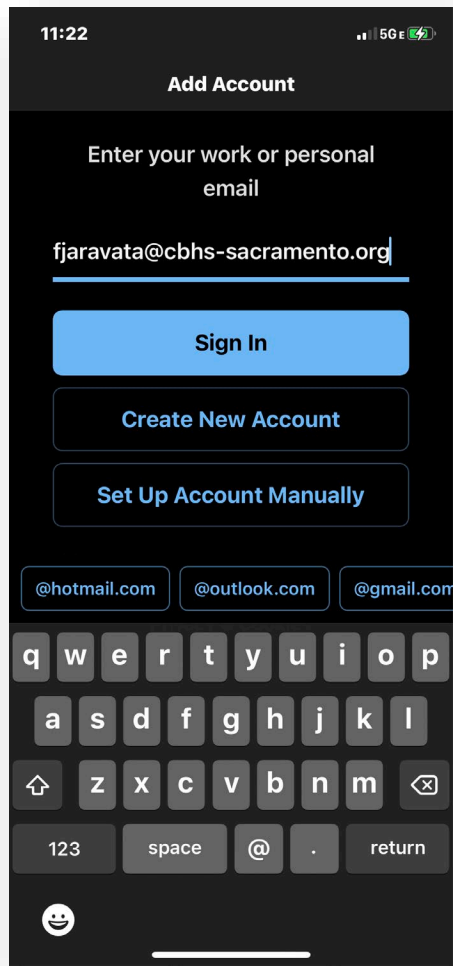


3. Follow the prompts to send a password reset code to **your CB school email**
4. Sign onto your school email through the Microsoft Outlook app you downloaded earlier OR at www.outlook.com

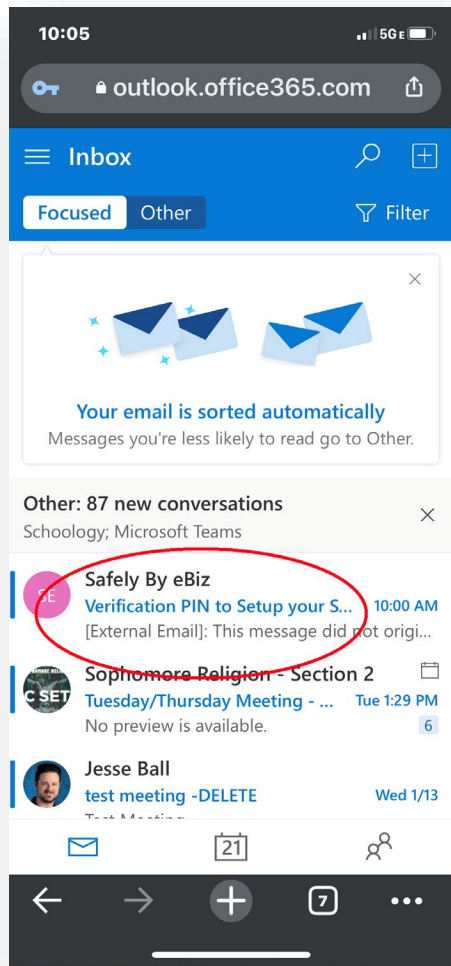
Here is Outlook.com's website from your device's browser



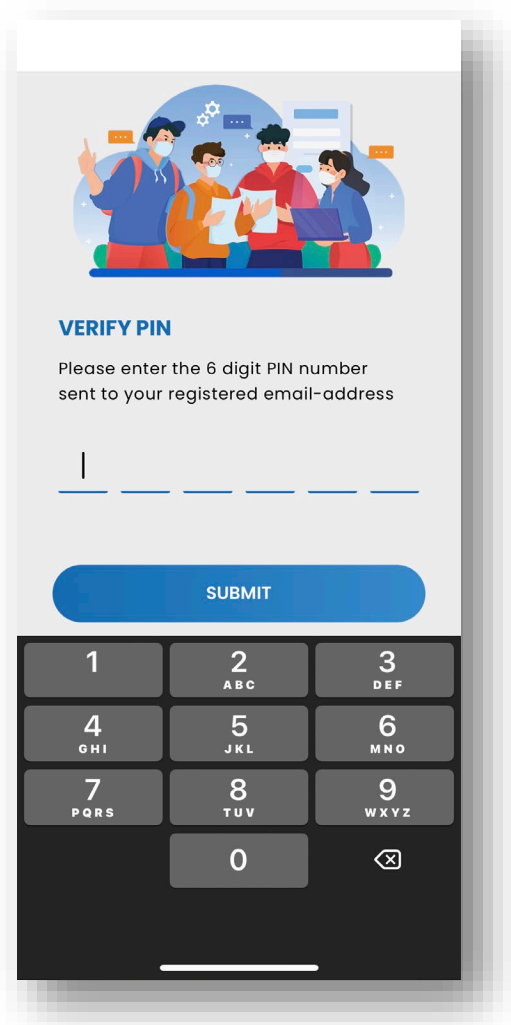
Here it is from the Outlook APP you downloaded to your smart phone/iPad



5. In your Outlook school email, find the email from Safely Back to School with the reset pin code and take note of it:



6. Verify your PIN by typing the reset pin code in the Safely Back to School app and it will prompt you to type in a new 6 to 8 character password.



7. You will then be able to get into the Safely Back to School app.
8. You must complete the survey before entering school campus. We advise you to fill it out at home or on the way to school

If you have any questions or are still having trouble, please contact Mr. Jaravata at fjaravata@cbhs-sacramento.org or Falcon Support at falconsupport@cbhs-sacramento.org if you need help with your school email and password.

NOTE: Do not close/quit the Safely app when getting the PIN from your email. If you close the Safely app before entering the PIN, you will need to have the app send a new PIN once it opens back up.